



Regionalization, trust and trade: The experience of the EU

USAHA 2017

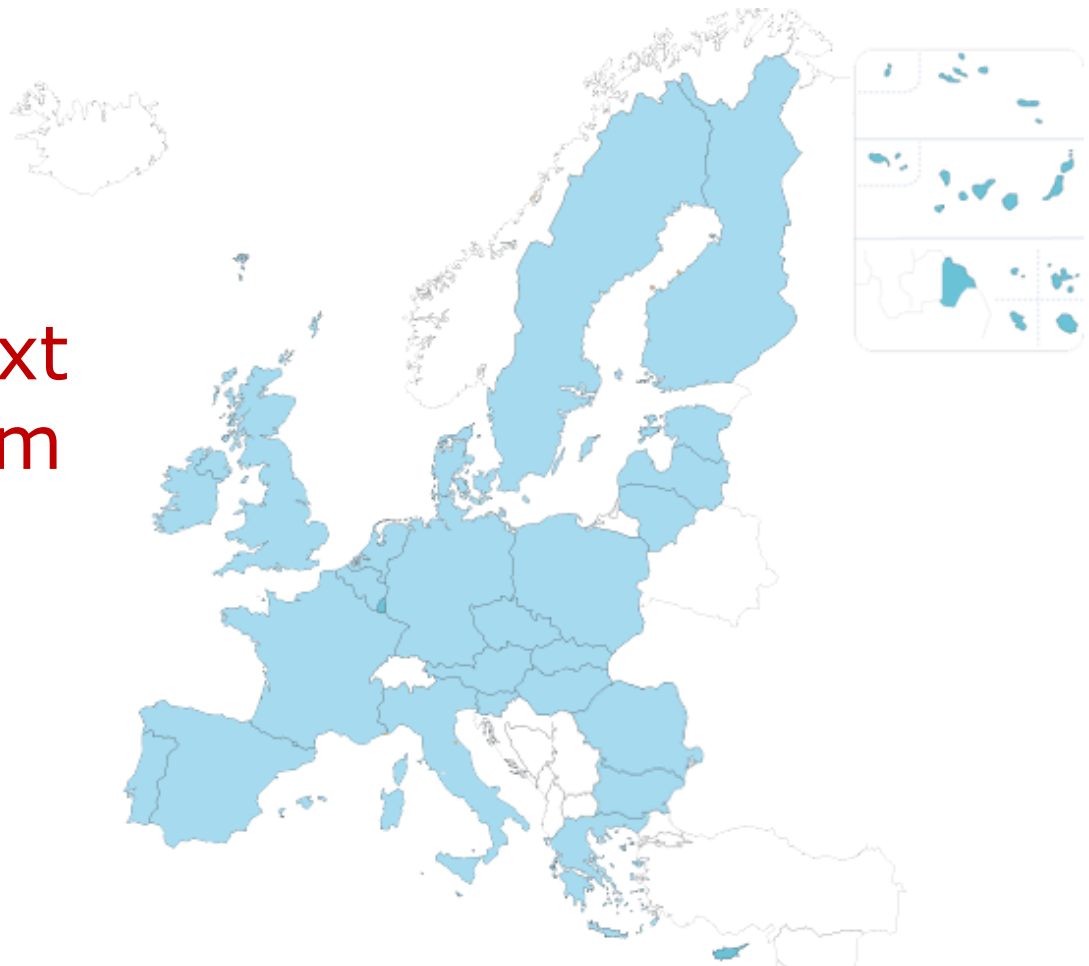
Francisco Javier Reviriego Gordejo

EUROPEAN COMMISSION

DIRECTORATE-GENERAL FOR HEALTH AND FOOD SAFETY

Adviser - to the Director for crisis management in food, animals and plants

Setting the context Defining a problem Regionalization



Context: Global Trade in animals and food

- **Food is not only a necessity;**
- **Food is also culture, diversity, lifestyle;**
- **Food sector has many jobs and many SME's;**
- **Fostering the Agri-Food Sector is important for all countries;**
- **Trade is not a zero sum game: there is opportunity for win-win.**

Challenge: Trade needs predictability

Transparent, predictable trade conditions are a pre-requisite to justify investment.

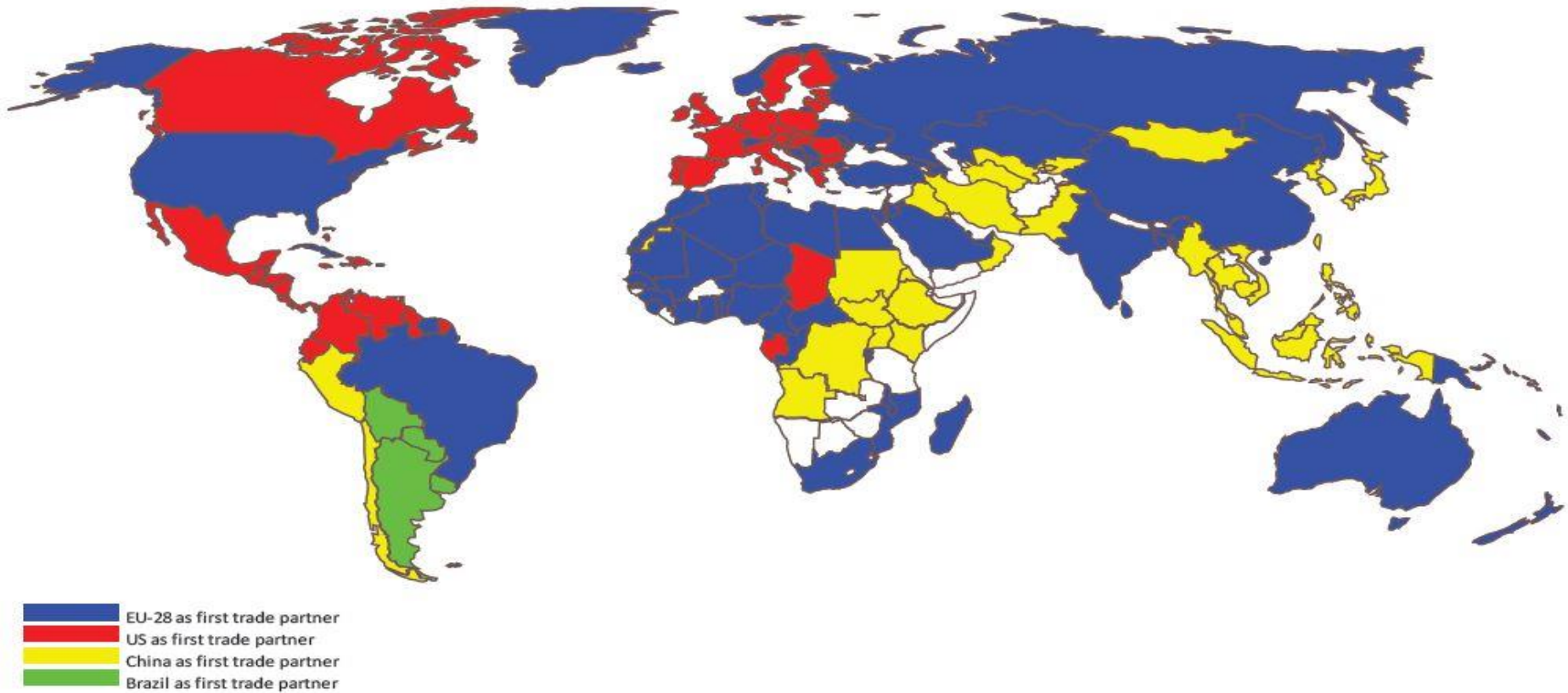
International rules and guidance create predictability...

... if they are applied – which is easier said than done.



European
Commission

Merchandise trade 2016 - Main trade partner by reporter



Total trade i.e. exports + imports

Source : IMF DOTS.

The EU is its own, an important trade partner

The problem of animal diseases and trade

All countries are confronted occasionally or regularly with outbreaks of animal diseases.

The economic damage caused by the disease itself and the eradication measures is unavoidable.

The damage caused by trade restrictions can be minimised.



The EU veterinary policy

- **A comprehensive veterinary control system**
- **Use of regionalization**

Harmonised EU Veterinary Control System

Prevention

Biosecurity

**Animal
identification**

**Veterinary
certification and
movement
control for intra-
EU trade of
livestock**

**Veterinary
certification and
border controls
for animals and
products
imported.**

Detection

Surveillance

**Reference
laboratories**

**Health
monitoring in
high risk areas**

**Animal Disease
Notification
System.**

Control

**Contingency
planning**

**Animal Disease
Notification
System**

**Isolation of
infected holdings**

Eradication

**EU support:
Emergency team,
vaccine banks,
compensation,
training.**

Transparency

**EU audits of
Member State
veterinary
services**

**Public
information
systems
(RASFF, ADNS)**

**Scientific
consultations**

Notification.

The main elements of EU policy on animal diseases

- Harmonised EU legislation;
- National legislation and contingency plans;
- Networks of EU and National laboratories;
- Disease Notification and Traceability;
- Rapid decision-making in case of emergency;
- Pooled resources if necessary;
- High level of resilience
- Audits, Transparency, and Peer Pressure.

Regionalization/zoning in the EU context

Regionalization is applied in the EU in line with OIE and as an integral element of the EU comprehensive strategy aimed at:

- *ensuring the best possible disease control*
- *minimize the negative impact of disease outbreaks on the EU single market (intra-EU trade) and on exports, without lowering the level of safety of the commodities that are traded/exported (SPS agreement principles)*



Regionalization in the EU: trust

Main elements of regionalisation in the EU

- *National measures / contingency plans based on EU Directives on individual diseases*
- *Disease control measures are applied in the concerned area*
- *Flexible approach necessary:*
 - *Disease specific approach (e.g. vector disease or not)*
 - *geographical factors*
 - *environmental factors*
- *Stamping-out of animals in the infected farms and dangerous contact / neighbouring farms*

Regionalisation in the EU: the disease control

- *Establishment of 1-3-10-150 Km restricted (protection and surveillance) zones depending on risk/disease characteristics*
- *Wildlife considered*
- *Tracing/Epidemiological investigations*
- *Additional Surveillance and Testing*
- *Emergency vaccination possible*

Regionalisation in the EU: further measures

- *When necessary: by European Commission*
- *Bigger areas can be restricted (e.g. based on administrative / geographical borders)*
- *Low risk commodities may be traded under certain additional health conditions (risk mitigation)*
- *Enhanced surveillance inside and outside the infected region (e.g. serological tests)*

Regionalisation in the EU: transparency

- Clear defined roles of Member States and Commission
- Rapid flow of information to Member States, trading partners and international organisations
- Fast track/emergency procedure if needed (even within 24h)
- immediately applicable
- Standing Committee on Plants, Animals, Food and Feed (PAFF)
- Enhanced information Exchange



Regionalisation in the EU: transparency and enhanced information exchange

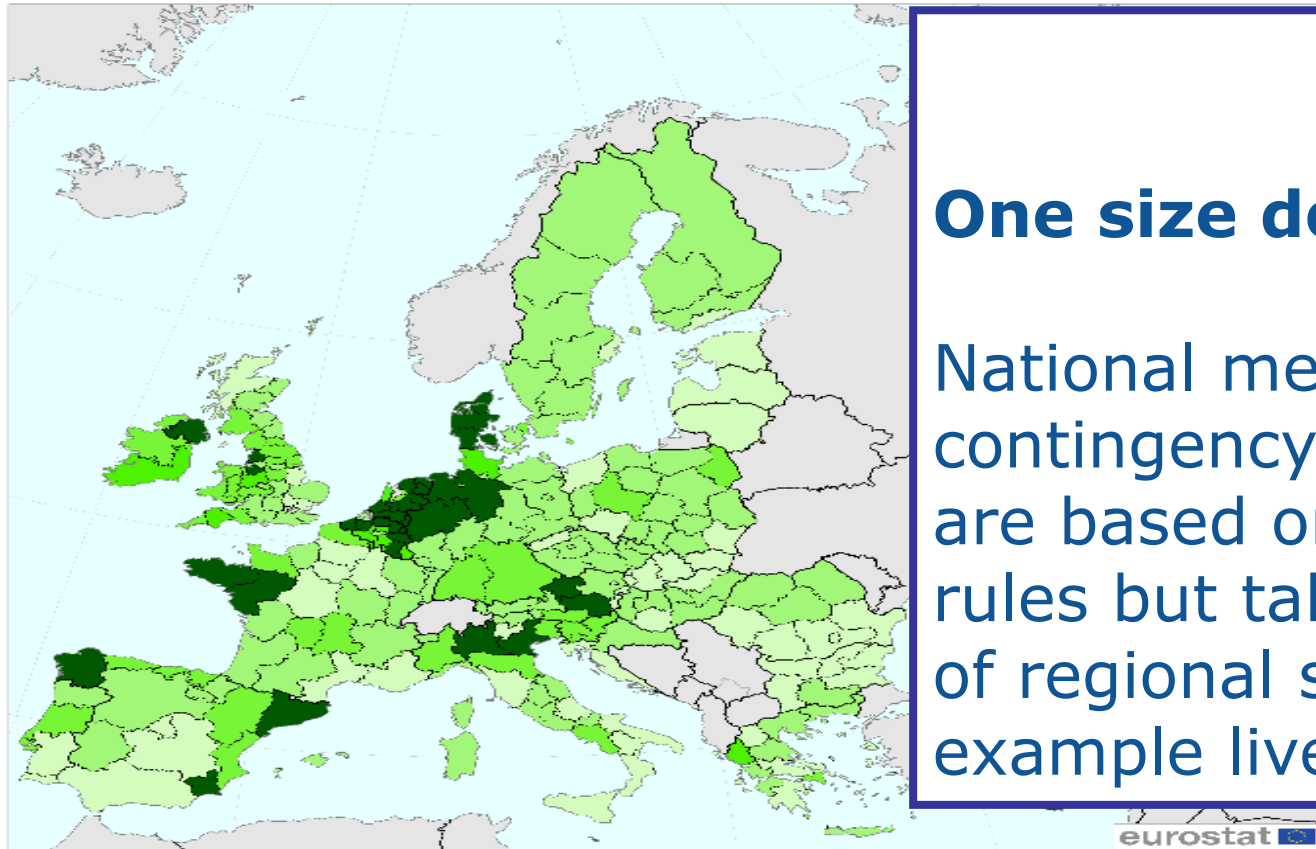
- *Full use of WAHIS*
- *Own notification system ADNS*
- *The faxes or info notes on animal health emergencies*
 - **To who? All trading partners**
 - **How many?**
 - ASF: 83 in 2017
 - AI: 225 in 2017

Regionalisation and international trade


Transparency

- ***Quality of veterinary services***
- *Fulfilling of OIE standards*
- *Clear criteria to define infected/free- regions*
- *Measures to maintain free-status of regions*
- *Surveillance in and outside the infected regions*

The EU fully accepts regionalization in third countries exporting to the EU on the base of these principles



Administrative Boundaries: © EuroGeographics © UN FAO © Turkstat
Cartography: Eurostat — IMAGE, 17/03/2017



0 200 400 600 800 km

One size does not fit all.

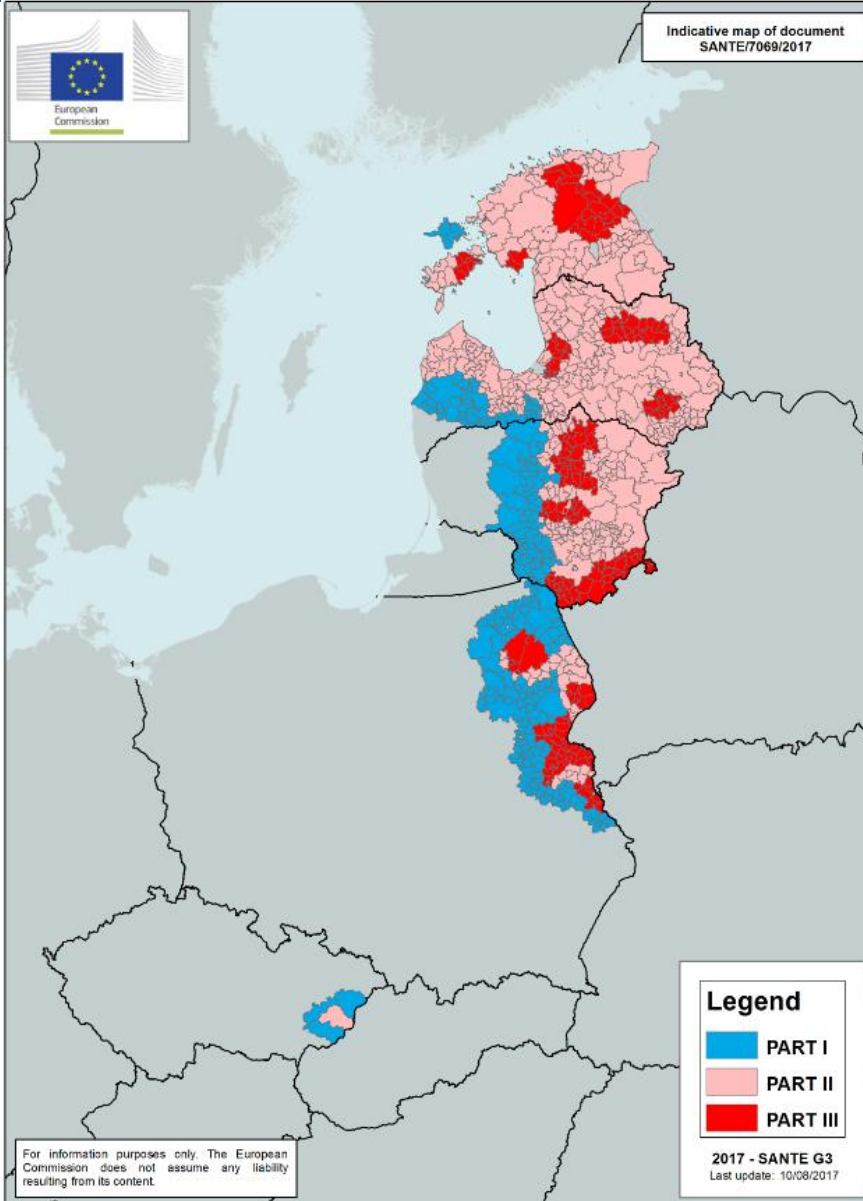
National measures and contingency plans are based on harmonised rules but take account of regional situations, for example livestock density.



Examples of current regionalization in the EU



ASF





European Commission

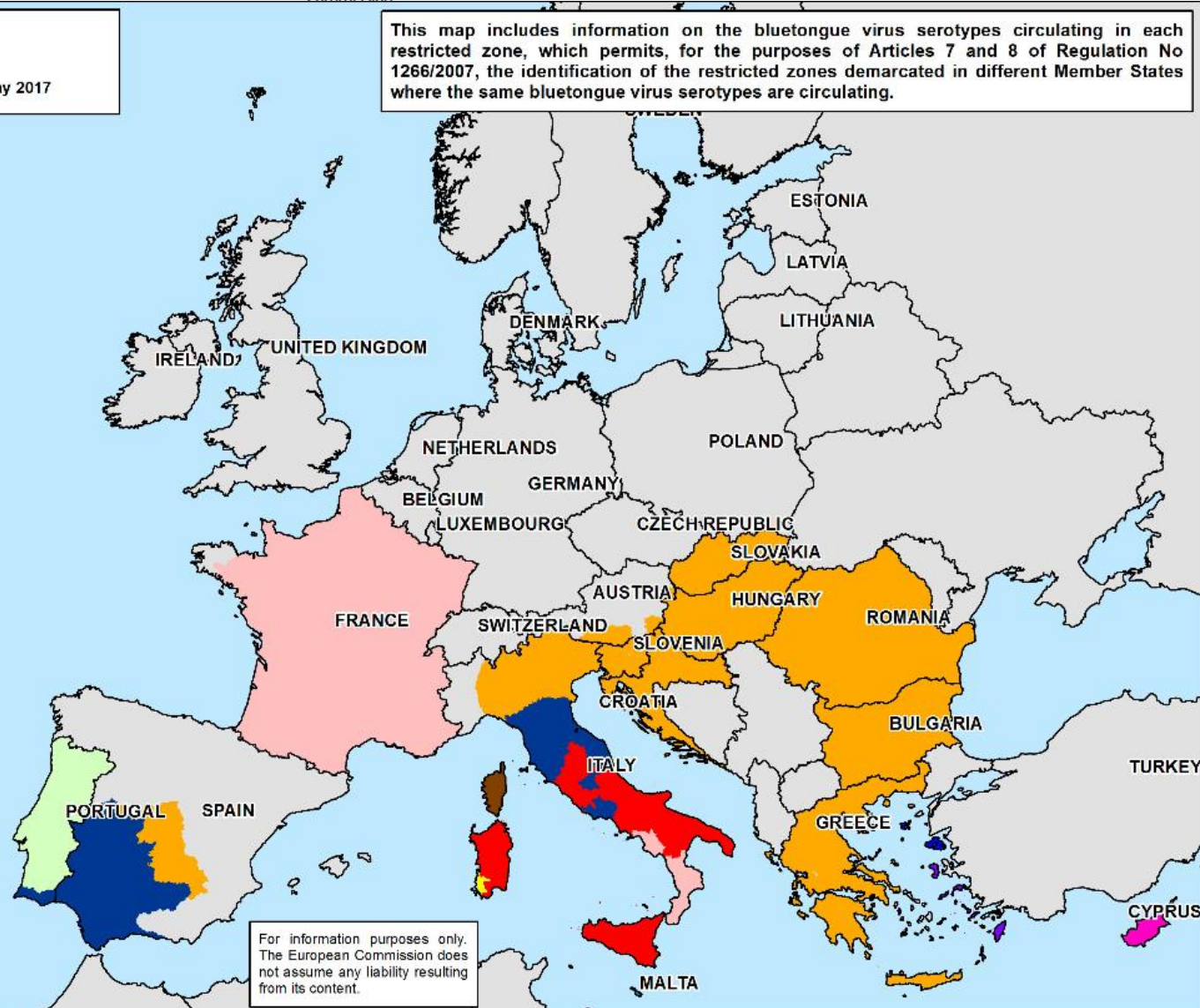
BT Bluetongue

Restricted zones* as of 17 May 2017

This map includes information on the bluetongue virus serotypes circulating in each restricted zone, which permits, for the purposes of Articles 7 and 8 of Regulation No 1266/2007, the identification of the restricted zones demarcated in different Member States where the same bluetongue virus serotypes are circulating.

Zone (serotypes)

- F(8)
- G (1,2,4,16)
- I(1,4)
- J(1)
- T (1,2,4,8,16)
- X (4,16)
- Z (1,16)
- A2 (1,2,16)
- A3 (4)
- A4 (1,4,8,16)
- A6 (1,4,16)
- A7 (4,16,8)

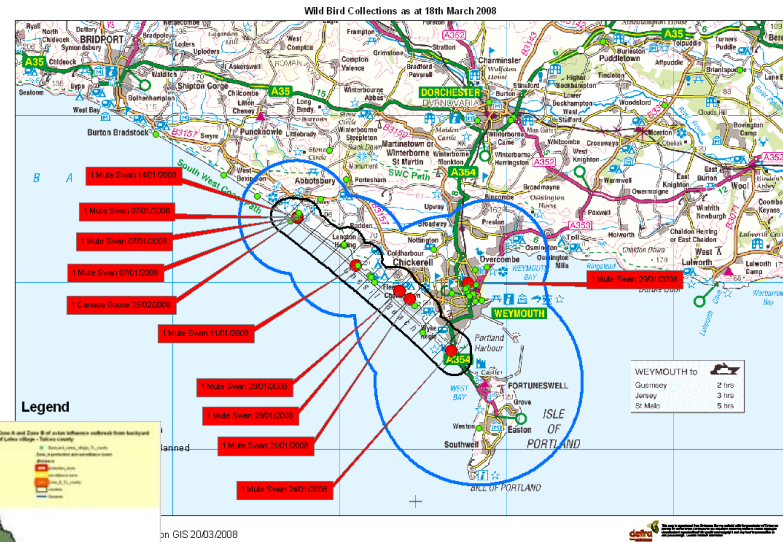
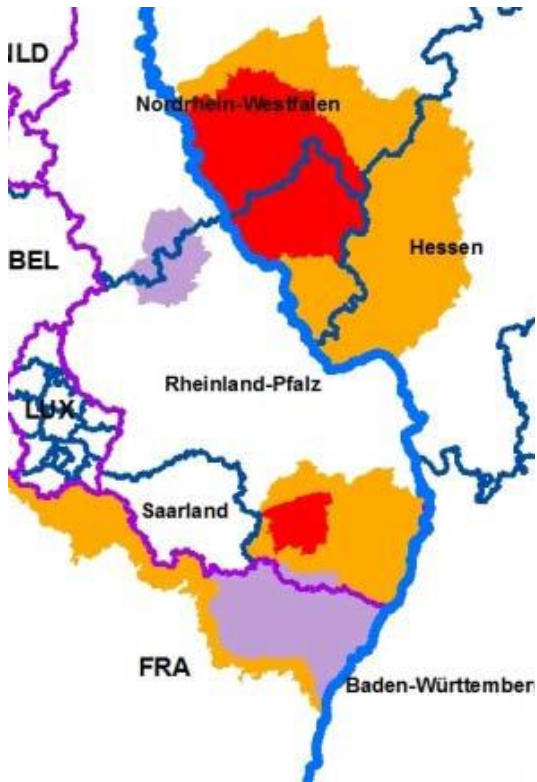


* as defined in Article 2 (d) of Commission Regulation No 1266/2007: geographic areas where surveillance and/or protection zones have been demarcated by the Member States in accordance with Article 8 of Council Directive 2000/75/EC.

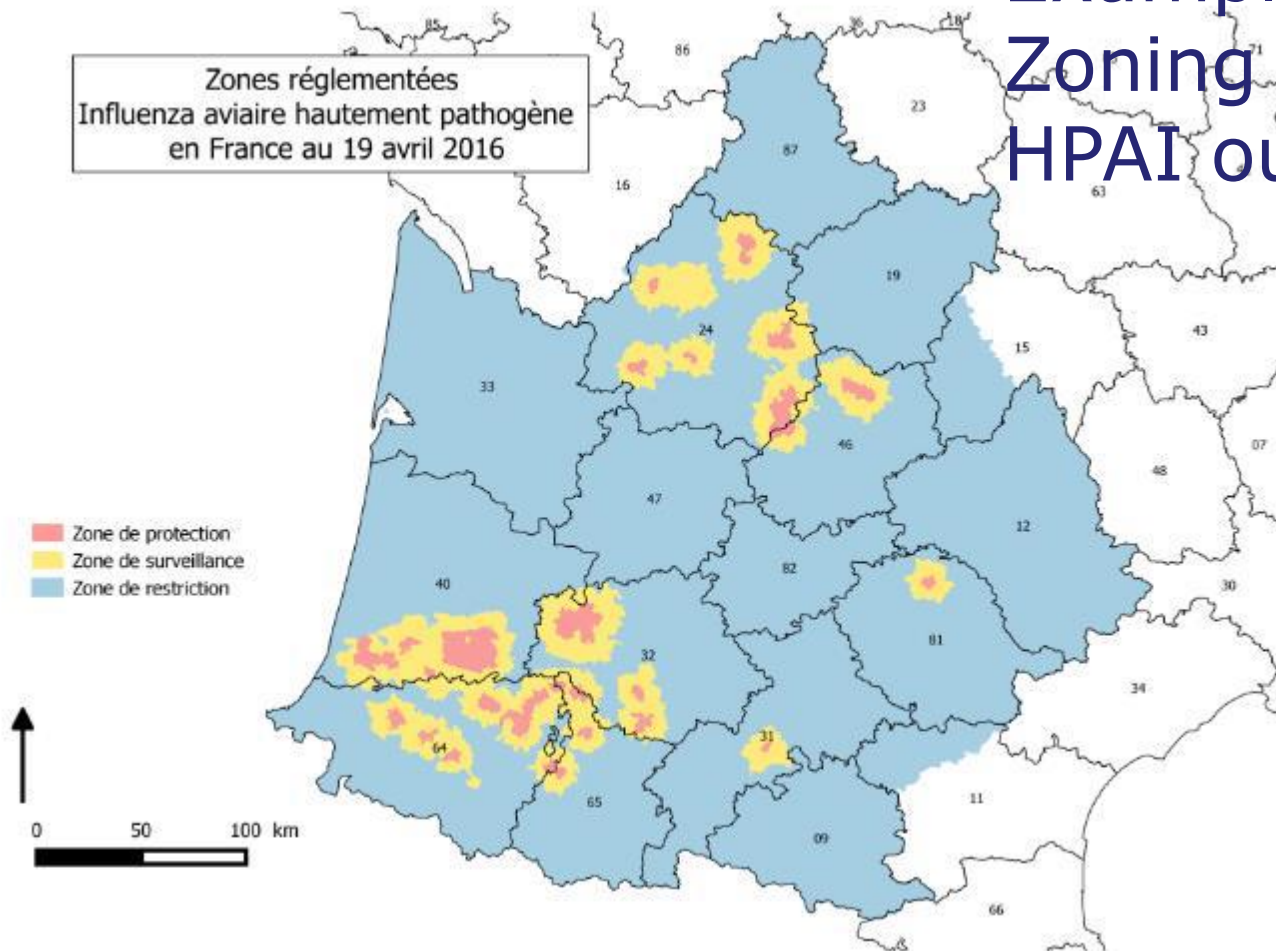
For information purposes only. The European Commission does not assume any liability resulting from its content.



Examples of EU successful regionalization in the past



Example: Zoning after HPAI outbreaks



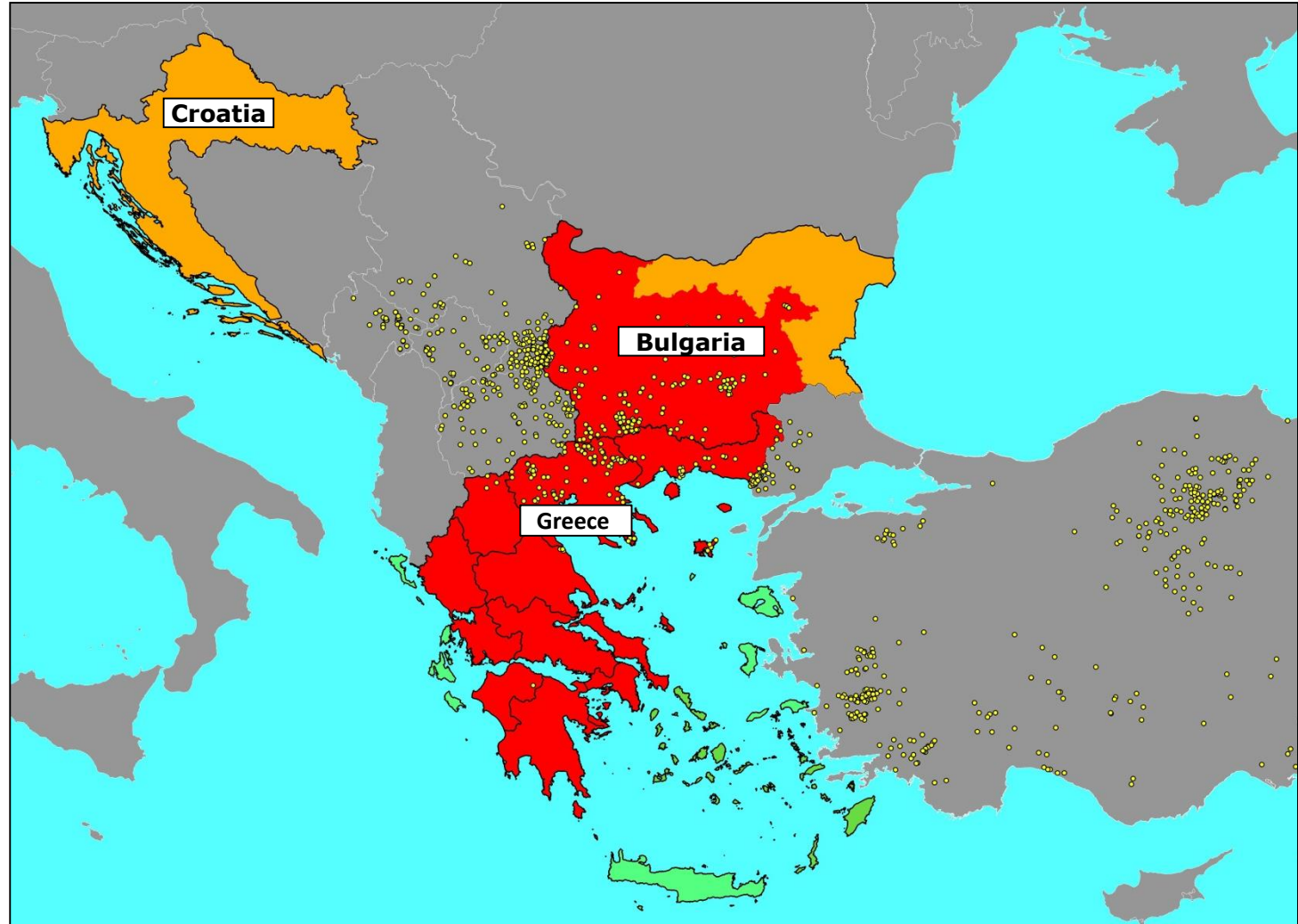
LSD zoning (LSD Decisions voted in PAFF 13-14 Sep 2016)

Free zones with Vaccination (Part I):

- Croatia
- Bulgaria (certain areas in the North and East part)

Infected zones (Part II):

- Continental Greece (including the island of Limnos)
- Bulgaria (excluding the "free with vaccination" zones)



Free with
Vaccination zone

Infected zone

LSD outbreaks
2015-Sep 2016 (ADNS)

Conclusions

Key elements for successful regionalisation are:

- **Flexibility / predictability**
- **Transparency**
- **Risk based / proportionality**
- **Rapidity**

Conclusion

Regionalisation can be a highly efficient instrument if it is part of a comprehensive veterinary control system.

Sources of Information:

***Website DG Health and Food Safety:
https://ec.europa.eu/food/animals_en***